

Warwickshire Waste Partnership September 2014

Waste Statistics 2013-14

Table 1 – Household Waste Summary Figures

| Household Waste | Household Waste (tonnes) | 2011-12 | | 2012-13 | | 2013-14 | |
|-----------------|--|---------|-------------|---------|-------------|---------|-------------|
| | | Tonnes | % | Tonnes | % | Tonnes | % |
| | Recycling (BVPI 82a) | 61,338 | 24.3 | 66,140 | 26.2 | 68,542 | 26.7 |
| | Composting (BVPI 82b) | 61,583 | 24.4 | 66,166 | 26.2 | 67,945 | 26.5 |
| | Total Re-use, Recycling, Composting (NI 192) | 123,097 | 48.6 | 132,306 | 52.3 | 136,946 | 53.2 |
| | Energy Recovery (BVPI 82c) | 38,628 | 15.3 | 39,433 | 15.6 | 55,857 | 21.8 |
| | Landfill (BVPI 82d) | 91,216 | 36.1 | 80,547 | 31.9 | 63,990 | 25.0 |
| | Total Household Waste | 252,878 | | 252,286 | | 256,662 | |
| | Population | 546,600 | | 546,600 | | 547,974 | |
| | Total hh waste per head (kg) (Overall hh waste) (BVPI 84a) | 471.79 | | 461.20 | | 468.38 | |
| | Residual hh waste per head (kg) (Total hh waste minus recyclables) | 242.25 | | 219.50 | | 218.71 | |

Figure 1 – Household waste broken down by treatment method

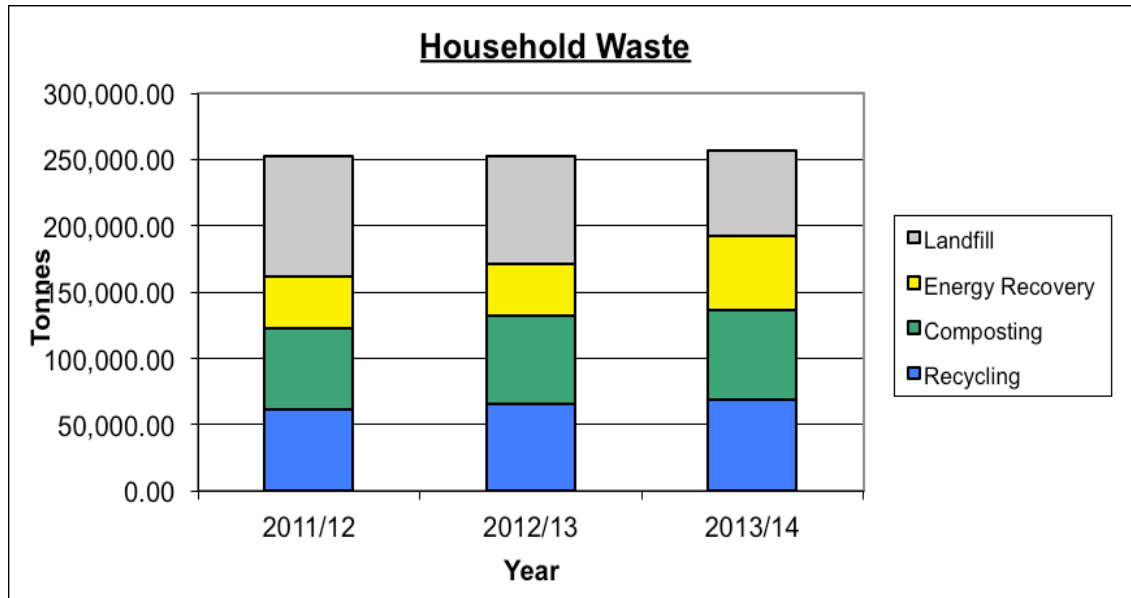


Figure 2 – Household waste per head

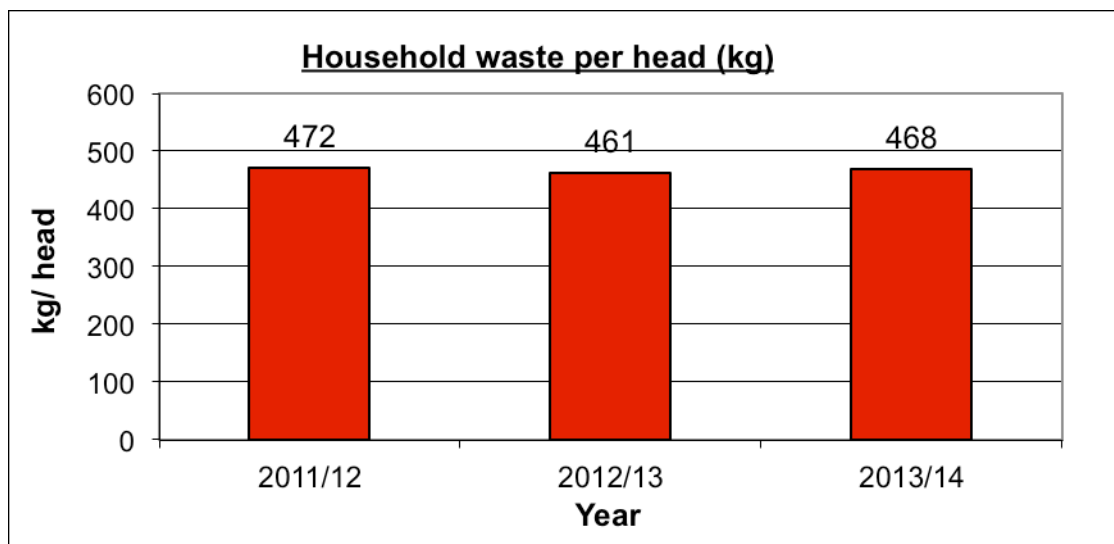


Table 2 – Municipal Waste Summary Figures

| Municipal Waste | 2011-12 | | 2012-13 | | 2013-14 | |
|---|---------|-------------|---------|-------------|---------|-------------|
| | Tonnes | % | Tonnes | % | Tonnes | % |
| Total Re-use, Recycling, Composting | 126,807 | 46.5 | 141,565 | 52.4 | 147,285 | 54.5 |
| Energy Recovery | 43,979 | 16.1 | 41,194 | 15.2 | 56,977 | 21.0 |
| Landfill (NI193) | 101,896 | 37.4 | 87,412 | 32.4 | 66,806 | 24.5 |
| Total Municipal Waste | 272,682 | | 270,171 | | 271,068 | |
| Population | 536,000 | | 546,600 | | 547,974 | |
| Total waste per head (kg) (Overall Municipal Waste) | 508.74 | | 494.00 | | 494.67 | |
| Residual waste per head (kg) (Overall Municipal Waste minus Recyclables) | 272.15 | | 235.28 | | 229.54 | |

Figure 3 – Municipal waste by treatment method

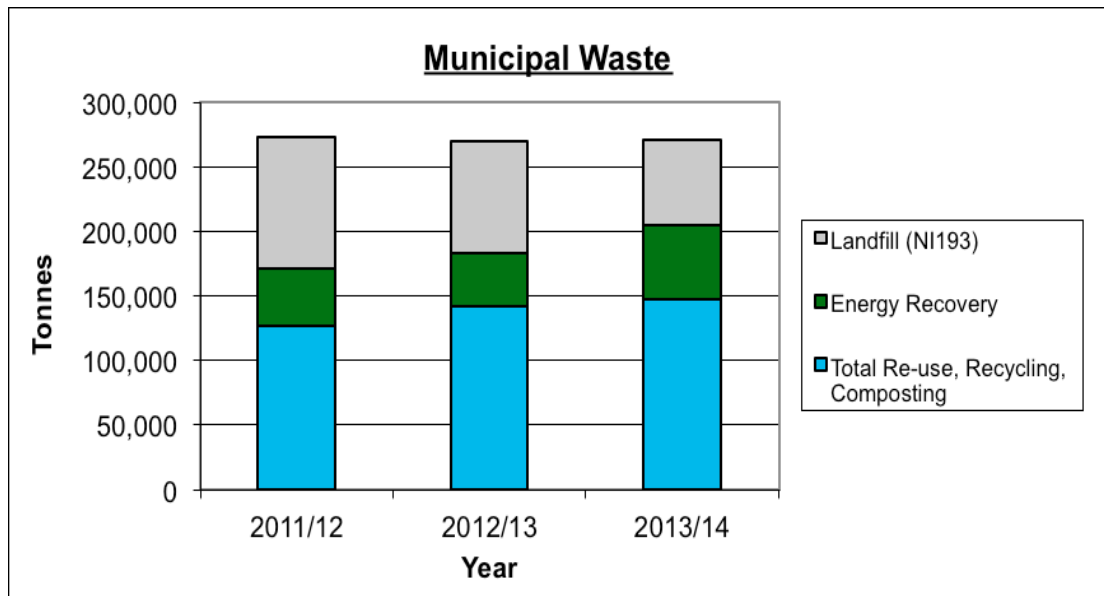


Figure 4 – Municipal waste per head

